


**ICSE CLASS 10**

# PRELIM PAPERS

OF **BEST SCHOOLS** FOR 2018 BOARD EXAMS

**FREE SAMPLE PAPER – BIOLOGY**



**Digital  
Download**

GREENLAWNS HIGH SCHOOL  
PRELIMINARY EXAMINATION YEAR 2016-2017

SUBJECT	: BIOLOGY	CLASS	: X
TIME:	: 2 HOURS	MARKS	:80

---

Answers to this paper must be written on the paper provided separately.

You will not be allowed to write for the first 10 minutes. This time is to be spent in reading the question paper.

Section I is compulsory section

Section II has 6 questions. Solve any four.

SECTION I (40 MARKS)

**Question 1** (10)

a) Name them.

- i. V shaped chromosome having centromere at the centre.
- ii. Membrane which allows solvent molecules to pass through but not solute particle.
- iii. Genetic compositions of an organism.
- iv. Organ where urea is produced.
- v. Reservoir of urine.
- vi. Structures through which guttation occurs.
- vii. A green fuel.
- viii. Study of size and shape of chromosomes on a chart.
- ix. Onset of menstrual cycle.
- x. Enzyme present in sperm.

b) Define (5)

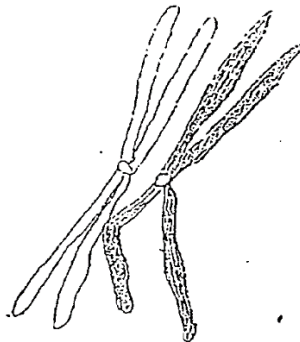
- i. Allele
- ii. Disinfectant
- iii. Mutation
- iv. Vaccination
- v. Populated Density

c) Give exact location and function of the following (5)

- i. Acetylcholine
- ii. Inguinal Canal
- iii. Bundle of HIS
- iv. Hypothalamus
- v. Ear ossicles

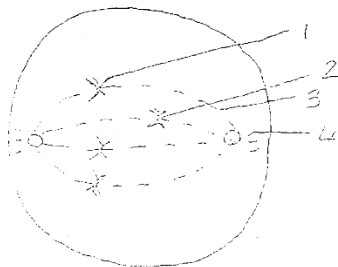
d)

(5)



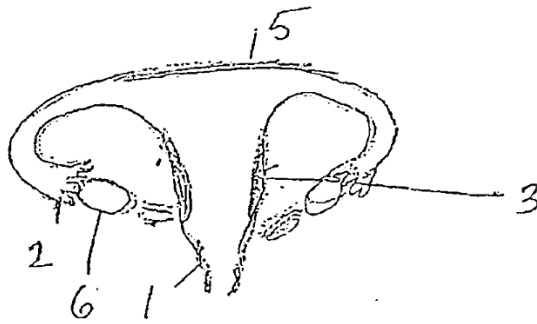
- i. Define the phenomenon described above.
  - ii. What is its importance?
  - iii. Draw the next stage.
  - iv. Define synapsis.
  - v. What do you mean by 'Homologous chromosome'?
  - vi. Why is meiosis known as reduction division?
  - vii. Give 2 other differences between mitosis and meiosis.
- e) A homozygous tall plant (T) bearing red coloured flowers(R) is crossed with a Homozygous dwarf (t) plant bearing white flower (r)
- i. Give the genotype and phenotype of the F<sub>1</sub>, generation.
  - ii. Mention the possible combinations of gametes that can be from the F<sub>1</sub>, hybrid plant.
  - iii. List the phenotype of the offsprings of the F<sub>2</sub> generation.
  - iv. Define gene.
  - v. State Mendels Law of segregation
- f) Draw below a diagram of a stage during mitosis in a cell

(5)



- i. Identify the phase drawn above.
- ii. Name parts 1, 2, 3, 4
- iii. Draw the next stage.

- iv. List 2 differences between mitosis in plant and animals.
  - v. What is the importance of Interphase?
- g) Study the diagram of the female reproductive system and answer the questions that follow. (5)



- i. Name parts 1 and 5.
- ii. Give function of parts 2 and 6.
- iii. What role does part 3 play in the female body?
- iv. Where are the sperms released during coitus?
- v. Give difference between ovulation and oogenesis.

SECTION III

Solve any 4 questions from 6 questions.

**Question 2**

- a) In relation to the double helix structure below answer the following questions. (5)



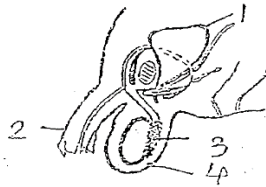
- i. Who proposed the model?
- ii. What are the 2 types of nitrogenous bases?
- iii. A DNA strand nitrogenous bases in the sequence T, C, G. Draw its complement
- iv. Give the full form of A, T, C, G.
- v. A hemophilic man marries a carrier woman. Find out the probability of the offspring having the disease.

- b) Name the hormone responsible for the following function. (5)
- i. Contraction of uterus during child birth.
  - ii. Maintaining glucose level in blood.
  - iii. Conversion of glycogen to glucose.

- iv. Regulates basal metabolism.
- v. Influence secondary sexual characteristic in males.
- vi. Responsible for growth body.
- vii. Increases reabsorption of water in kidneys.
- viii. Helps react to abnormal situation.
- ix. Causes cretinism.
- x. Causes hair growth in female.

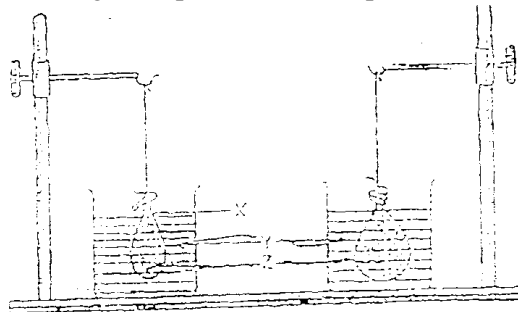
**Question 3**

a) The following diagram shows a cross section of the male reproductive system. (5)



- i. Name parts 1, 2.
- ii. Give the function of parts 3 and 4.
- iii. Name the hormone and hormone producing cell in the testis.
- iv. Why are sperms produced in large number?

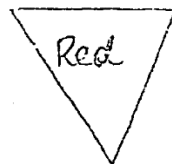
b) Drawn below is a diagram showing an experimental set-up (5)



- i. Define the process being depicted.
- ii. Name 2 liquids X and Y that can be used in this experiment.
- iii. What change would you observe in the set-up after a time? Why?
- iv. What is the importance of this process in plant?

**Question 4**

a) (5)

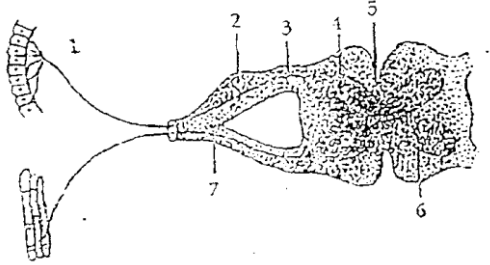


The above symbol signifies an agency.

- i. Name the agency.
- ii. Give its function.

- iii. Explain 2 reasons why there control is a population explosion in India.
- iv. List 2 functions of Red Cross.
- v. List 2 functions of WHO.

b) Study the diagram drawn below: (5)



- i. Define the process depicted below.
- ii. Name parts 2, 5, 6.
- iii. Name the cells in contact with part.
- iv. List the function of part 3 and 4.
- v. Why is the spinal nerve a mixed nerve?

**Question 5**

a) Give reasons for the following statements. (5)

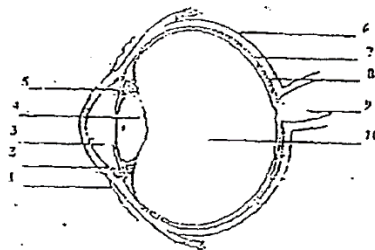
- i. When you enter a dark room you cannot see clearly for some seconds.
- ii. Pitaitary is a roaster gland.
- iii. An embryo respire but does not breathe.
- iv. Circulations of blood in manual is known as double circulation.
- v. You feel dizzy after a ride on the merry go round.

b) Give one difference between

- i. Photolysis – phosphorylation(definition)
- ii. Bicuspid- Tricuspid valve(position)
- iii. Antigen-antibody
- iv. Active-passive immunity
- v. Graliar follicle- complementary function

**Question 6**

a) Study the diagram of the eye. (5)



- i. Label parts 1, 2, 3, 4.

- ii. Give the function of parts 6 and 10.
  - iii. Name one genetic and one deficiency disease of the eye.
  - iv. What do you mean by accommodation of the eye?
- b)
- i. Draw a well labelled diagram of the membranous labyrinth found in the inner ear.
  - ii. Give a suitable name for the following:
    - the sensory cells that helps in hearing (A)
    - part responsible for static balance of the body (B)
    - the membrane covered opening that connects the middle ear to inner ear (C)
    - fluid present in the middle chamber of the cochlea (D)
    - structure that maintains dynamic equilibrium (E)

### Question 7

- a) Choose the odd one out and give a reason.
- i. cortex, soil water, root hair.
  - ii. Intestine, liver, intestinal artery, hepatic vein, hepatic portal vein.
  - iii. Spinal cord, motor neuron, receptor effector, sensory neuron.
  - iv. Metaphase, telophase, prophase anaphase cytokines
  - v. Spongy cells, upper epidemics, stoma, palisade parenchyma, sun stomatal space.
- b) Draw a neat labelled diagram of the sperm (2)
- c) Answer the following question briefly.
- i. Why is CO<sub>2</sub> considered as a pollutant.
  - ii. Why is there a population explosion in India-2 reasons.
  - iii. Why was salvason drug banned

This Sample paper is part of **Exam18's ICSE 10th Prelim Papers of Best Schools for 2018 Board Exams (All Subjects) book**, available exclusively on [Exam18.com](http://Exam18.com)

**Do you want to score 90%+ in Board Exams?**

**[Get all the papers and start practicing →](#)**

(clicking on this link will take you to [www.exam18.com](http://www.exam18.com))

Depending on how much you wish to practice, this book is available in multiple options.

You can get question papers in sets of 5 schools, 10 schools, 15 schools or 20 schools.

## PRICING

SR. NO	NO. OF SCHOOLS	DIGITAL DOWNLOAD (PDF)	PRINTED BOOK	<a href="#">ORDER NOW</a>
1	<b>5 Schools</b> 50+ Question Papers	<b>Rs. 249</b> Download Instantly	<b>Rs. 499</b> FREE delivery across India	<b>Payment Options</b> <ul style="list-style-type: none"> <li>• COD</li> <li>• Debit Card</li> <li>• Credit Card</li> <li>• Net Banking</li> <li>• Bank deposit</li> </ul> <b>Delivery Time</b> <b>2 – 4 days</b> <b>across India</b>
2	<b>10 Schools</b> 100+ Question Papers	<b>Rs. 499</b> Download Instantly	<b>Rs. 999</b> FREE delivery across India	
3	<b>15 Schools</b> 150+ Question Papers	<b>Rs. 749</b> Download Instantly	<b>Rs. 1499</b> FREE delivery across India	
4	<b>20 Schools</b> 200+ Question Papers	<b>Rs. 999</b> Download Instantly	<b>Rs. 1999</b> FREE delivery across India	

# [ORDER NOW](#)

## MORE INFORMATION ABOUT PRELIM PAPERS

### WHAT ARE PRELIM PAPERS?

ICSE Prelim papers are question papers from pre-board exams conducted in various ICSE schools few months before the final board exam. These question papers provide a great way to practice questions that are expected to come in the Board exams.



## **WHO PREPARES THESE PRELIM PAPERS?**

Prelim papers are prepared by senior teachers of ICSE Schools who are experts in their subjects and have vast knowledge about ICSE Board Exam trends and paper patterns. They have been teaching for over 15 to 20 years and preparing their students to score best overall percentage.

## **HOW DOES PRELIM PAPERS HELP?**

Prelim Papers brings together all the rich experience and expertise of these teachers to you so you can struggle less and study the right thing for your board exams. They cover many questions that are usually not found in textbooks (Ever wonder where your teachers get those tricky questions in class tests? That's right, it is most likely from these Prelim Papers!). Having this book with you while you study for board exams is very helpful because you can go over all the possible questions in this book after studying a chapter to make sure you didn't miss something.

The questions are usually given in variety of *tricky, twisted and turned around ways*, showing the type of questions you might expect in your exam, and allow you to practice answering them to avoid surprises in the final board exam. It will also bring you lot of confidence and positive energy to do well in your board exams. Who doesn't want that?

## **HOW MUCH CAN I SCORE WITH PRELIM PAPERS?**

Most students who prepare for Board Exams with help of prelim papers **score above 90% in Board exams.**

## **WHICH SUBJECTS ARE INCLUDED?**

Subjects such as English Language, English Literature, Mathematics, History/Civics, Geography, Physics, Chemistry and Biology are included in this ICSE Prelim Papers package. There are also some question papers of Computer Applications, Commercial Applications, Environmental Science, Art, Technical Drawing, Physical Education

## WHY IS THIS BOOK CALLED A PACKAGE?

When you buy a book from Exam18, it doesn't end there. Our goal is to make sure you use the book effectively and we assist you do it well with the help of special tips, tricks and guidelines sent via Email and SMS periodically until the Board Exams. Also, our Student Support Team is available 24×7 to help you make the best out of your Exam18 books. This all-inclusive product and service is called a package. The cost given here includes everything, even delivery fee.

Any questions? Call our Helpline **07666303006**  
or email us on [care@exam18.com](mailto:care@exam18.com)

**Do you want to score 90%+ in Board Exams?**

**[ORDER ALL THE PAPERS AND START PRACTICING →](#)**

(clicking on this link will take you to [www.exam18.com](http://www.exam18.com))



**FREE DELIVERY ACROSS INDIA**

**NO HIDDEN CHARGES**

**DELIVERY GUARANTEED IN 2-4 DAYS**

**CASH ON DELIVERY AVAILABLE**

**100% SAFE & SECURED**

**OUR OFFICE IS IN MUMBAI**